






EYFS CURRICULUM OVERVIEW 2025-2026

	Autumn 1	Autumn 2	Spring 1	Spring 2	Summer 1	Summer 2
	Autumn (Sept, Oct, Nov)	Winter (Dec, Jan, Feb)		Spring (March, April, May)	Summer (June, July, Aug)	
Communication and Language 	Poetry Basket Chop Chop Pointy Hat 5 Little Pumpkins	Poetry Basket Wise Old Owl A Basket of Apples Breezy Weather	Poetry Basket Popcorn A Little House Pancakes	Poetry Basket Carrot Nose Spring Wind Furry, Furry, Squirrel	Poetry Basket I have a Little Frog Dance Pitter Patter	Poetry Basket The Fox Monkey Babies Thunderstorm
	Story Dough	Story Dough Drawing Club	Story Dough Drawing Club	Drawing Club	Show + Tell	Show + Tell
	<ul style="list-style-type: none"> • Listening and attention • One step instructions • Speaking in simple sentences 	<ul style="list-style-type: none"> • Responding to questions • Two steps instructions • Using expression • Turn taking & conversations 	<ul style="list-style-type: none"> • Making predictions • Developing listening skills • Listening and attention 	<ul style="list-style-type: none"> • Maintaining attention • Asking questions 	<ul style="list-style-type: none"> • Listening in a range of situations • Asking & answering questions • Three step instructions 	<ul style="list-style-type: none"> • Asking questions for clarification • Explanations • Retelling stories
Personal, Social and Emotional Development 	Jigsaw BEING ME IN MY WORLD.	Jigsaw CELEBRATING DIFFERENCE (INCLUDING BULLYING)	Jigsaw DREAMS AND GOALS	Jigsaw HEALTHY ME	Jigsaw RELATIONSHIPS	Jigsaw CHANGING ME
	Self-identity Understanding feelings Being in a classroom Being gentle Rights and responsibilities	Identifying talents Being special Families Where we live Making friends Standing up for yourself	Challenges Perseverance Goal-setting Overcoming obstacles Seeking help Jobs Achieving goals	Exercising bodies Physical activity Healthy food Sleep Keeping clean Safety	Family life Friendships Breaking friendships Falling out Dealing with bullying Being a good friend	Bodies Respecting my body Growing up Growth and change Fun and fears Celebrations


EYFS CURRICULUM OVERVIEW 2025-2026

Physical Development 	Get Set 4 PE Introduction to PE Unit 1	Get Set 4 PE Fundamentals Unit 2	Get Set 4 PE Gymnastics (with Anita)	Get Set 4 PE Dance Unit 1	Get Set 4 PE Games 1	Get Set 4 PE Ball Skills Unit 1
	Gross Motor Sticky Kids *Move energetically, such as running, jumping, dancing, hopping, skipping and climbing.	Gross Motor Cosmic Yoga *Demonstrate strength, balance and coordination	Gross Motor Balance Bikes *Demonstrate strength, balance and coordination	Gross Motor Balance Bikes *Negotiate space and obstacles safely, with consideration for themselves and others.	Gross Motor Adventure Playground *Move energetically, such as running, jumping, dancing, hopping, skipping and climbing.	Gross Motor Adventure Playground *Negotiate space and obstacles safely, with consideration for themselves and others.
	Fine Motor • Using pencils comfortably, using scissors to snip.	Fine Motor • Learning and using, correct letter formation.	Fine Motor • Develop an effective pencil grip, develop scissor skills.	Fine Motor Forming recognisable letters with effective pencil grip.	Fine Motor Use scissors confidently, begin to use a tripod grip to draw and write accurately	Fine Motor Use the tripod grip, use a range of small tools, show accuracy when drawing.
	Cutlery / small tools Spreading on crackers	Cutlery / small tools Chopping soft fruit	Cutlery / small tools Spreading on toast	Cutlery / small tools Chopping soft fruits	Cutlery / small tools Spreading on bread / sandwich making	Cutlery / small tools Chopping fruits


EYFS CURRICULUM OVERVIEW 2025-2026

Literacy / Phonics 	Phonics Phase 1/2	Phonics Phase 2	Phonics Phase 3	Phonics Phase 3	Phonics Phase 3 Phase 4	Phonics Phase 4
	Talk 4 Writing -	Talk 4 Writing Little Red Hen	Talk 4 Writing The Three Little Pigs		Talk 4 Writing The Gingerbread Man	Talk 4 Writing The Enormous Turnip
	Handwriting Mark making Write Dance – The Volcano, Krongelidong	Handwriting Mark making Write Dance – Circles and Eights, The Robot	Handwriting Letter formation Curly Caterpillar a,c,d,e,g,q,s,σ,β	Handwriting Letter formation Ladder Letters l,i,t,u,j,y	Handwriting Letter formation One Armed Robot r.b.n.h.m.k.p	Handwriting Letter formation Zig Zag v,w,x,z
Maths 	White Rose Match, Sort and Compare Measure and patterns Circles and Triangles	White Rose Shapes with 4 sides	White Rose Length, height and time	White Rose Mass and capacity	White Rose Explore 3D shape	White Rose Consolidation
	Subitise Count objects actions and sounds Link the number symbol numeral with its cardinal number value Compare numbers Understand the one more than / one less than relationship between consecutive numbers Continue copy and create repeating patterns		Subitise Count beyond 10 Automatically recall number bonds for numbers 0-5, some to 10 Select rotate and manipulate shapes in order to develop spatial reasoning skills Compose and decompose shapes so that children recognise a shape can have other shapes within it just as numbers can		Subitise Explore the composition of numbers to 10 Compare length weight and capacity	

EYFS CURRICULUM OVERVIEW 2025-2026

Understanding the World 	Past and Present Talk about members of immediate family and the relationship to them, name and describe people familiar people	Past and Present Use the language of time when talking about past/present events in their own lives and in the lives of others including people they have learnt about through books.	Past and Present Visually represent their own day on a simple timeline (correspond with number 7 work, days of the week	Past and Present Talk about and understand changes in their own lifetime, by creating a personal timeline.	Past and Present Order personal experiences, e.g., recount an educational visit or stories.	Past and Present Order experiences in relation to themselves and others, including stories. People, culture and communities
	People, culture and communities Respect special things Talk about the features of immediate environment with visual representations e.g., classroom maps, seating maps, local area map and read commons signs and logos		People, culture and communities Recognise some environments that are different to the one in which they live e.g., Antarctica.		People, culture and communities Draw information from a simple map and identify features of local welly walk.	People, culture and communities Create own maps using grid paper and symbols (x marks the spot treasure maps)
	Seasonal Changes Know the name of the current season. Know the order of the four seasons. Describe about how the seasons can affect the natural world and how things grow.	Materials Identify and name a variety of everyday materials, including wood, plastic, glass, metal, water, and paper. Know some simple properties of materials.	Animals (Polar) Know the correct basic scientific vocabulary to describe parts of animals. Know what animals need to survive in Arctic conditions. Describe arctic habitats.	Seasonal Changes Spring - Revisit of objectives from Autumn 1. Humans Know about the life cycle of a human and can talk about how I have changed since I was a baby. Know humans have five senses.	Plants Know what plants need to survive and grow healthily. Know that plants need water, soil and sun to grow. Name some common plants. Explore the lifecycle of a plant.	Animals (British) Explore the life cycle of frogs and butterflies.
RE	Who am I and where do I belong?	What do people celebrate and why?	Who are Christians and what do they believe?	Does everyone believe in God?	What is the church and who goes there?	Are all families the same?

EYFS CURRICULUM OVERVIEW 2025-2026

Expressive Art and Design 	Music: Being Imaginative sing and perform nursery rhymes.	Music: Being Imaginative experiment with different instruments and their sounds.	Music: Being Imaginative create narratives based around stories.	Music: Being Imaginative move in time to the music.	Music: Being Imaginative play an instrument following a musical pattern.	Music: Being Imaginative invent their own narratives, stories and poems.
	Art & Design: Creating with Materials experiment mixing with colours.	Art & Design: Creating with Materials explore different techniques for joining materials	Art & Design: Creating with Materials experiment with different textures	Art & Design: Creating with Materials make props and costumes for different role play scenarios.	Art & Design: Creating with Materials explore and use a variety of artistic effects to express their ideas and feelings.	Art & Design: Creating with Materials share creations, talk about process and evaluate their work